

ON-BOARD CONTACT / OG



Super-compact grounding components with wide variations

Feature

- Space saving, FG facilitated even where screws are precluded.
- Automated mounting on PC board is applicable.
- Box structure is introduced for distortion, deformation and damage prevention.(excluding some part numbers)

Material

- As described below

● Compact type



Down-sized compact type for narrow space configurations.

■ Space saving type



For space saving at pad area on PC board

■ Large height type

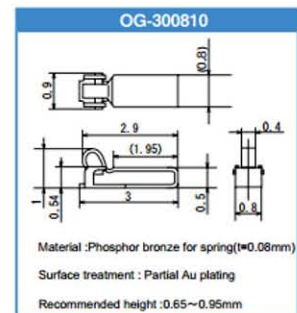
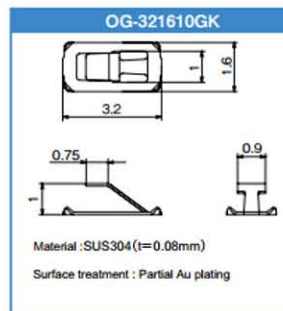


For large clearances

■ Centered vacuum pick-up type

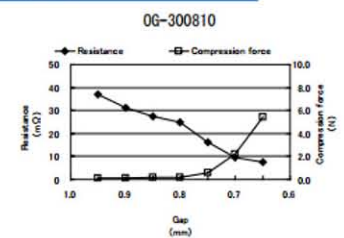
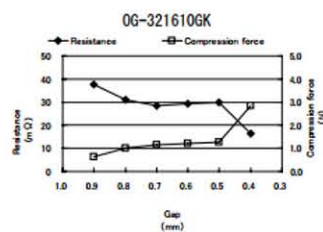


Vacuum pick-up point is placed at center



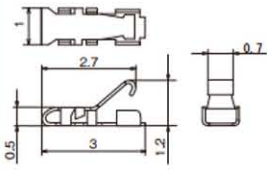
Unit:mm

Characteristics between Compression Force and Resistance



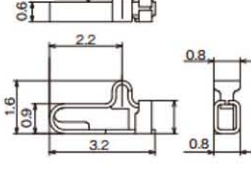
ON-BOARD CONTACT / OG

OG-301012



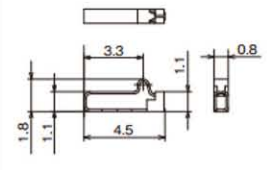
Material :Phosphor bronze for spring($t=0.08\text{mm}$)
 Surface treatment : Partial Au plating
 Recommended height :0.6~1.1mm

OG-320816



Material :Phosphor bronze for spring($t=0.12\text{mm}$)
 Surface treatment :Partial Au plating
 Recommended height :1.1~1.4mm

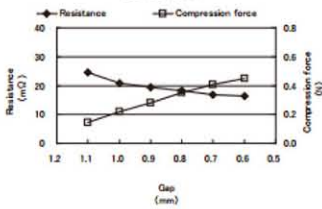
OG-450818



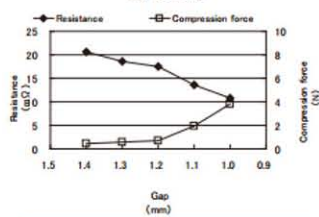
Material :Beryllium copper($t=0.12\text{mm}$)
 Surface treatment : Partial Au plating
 Recommended height :1.2~1.6mm

Characteristics between Compression Force and Resistance

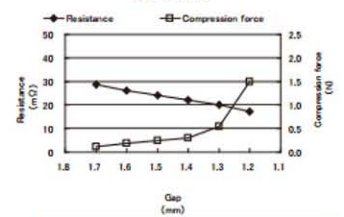
OG-301012



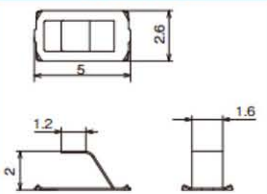
OG-320816



OG-450818

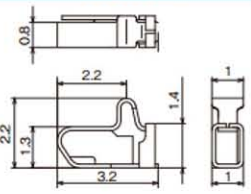


OG-502620RK



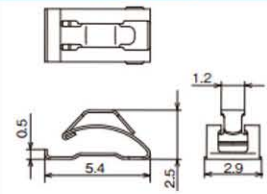
Material :SUS304 ($t=0.08\text{mm}$)
 Surface treatment : Partial Au plating
 (Undercoated Ni plating on whole surface)

OG-321022



Material :Phosphor bronze for spring($t=0.12\text{mm}$)
 Surface treatment :Partial Au plating
 Recommended height :1.5~2mm

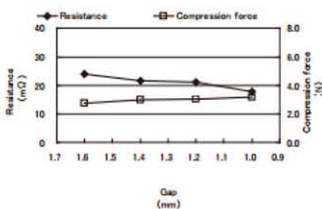
OG-542925



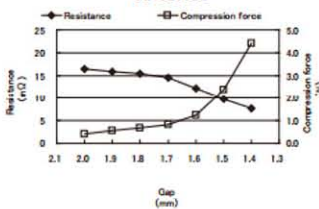
Material :Phosphor bronze for spring($t=0.12\text{mm}$)
 Surface treatment : Partial Au plating
 Recommended height :1.5~2.3mm

Characteristics between Compression Force and Resistance

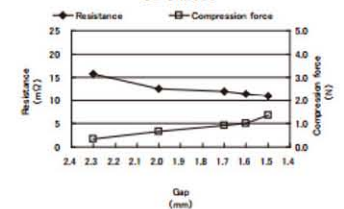
OG-502620RK



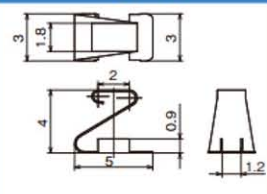
OG-321022



OG-542925

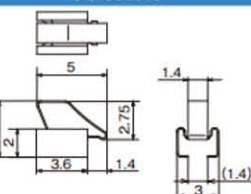


OG-503040



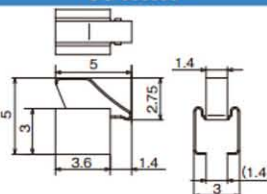
Material :Beryllium copper($t=0.1\text{mm}$)
 Surface treatment : Sn reflow plating
 Recommended height :2.2~3.6mm

OG-363040**



Material : Beryllium copper($t=0.1\text{mm}$)
 Surface treatment :Sn reflow plating(Ni plated contacts)
 Recommended height :2.2~3.4mm

OG-363050**



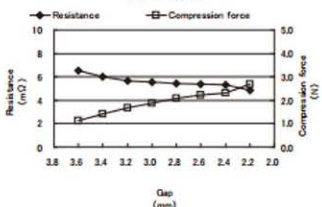
Material :Beryllium copper($t=0.1\text{mm}$)
 Surface treatment :Sn reflow plating(Ni plated contacts)
 Recommended height :3.2~4.4mm

Characteristics between Compression Force and Resistance

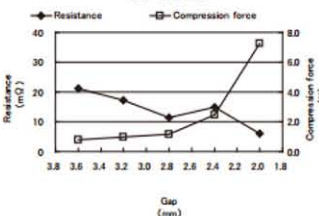
* Partial gold-plating type is available. Please contact our sales representatives for details

Unit:mm

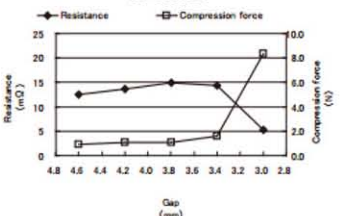
OG-503040

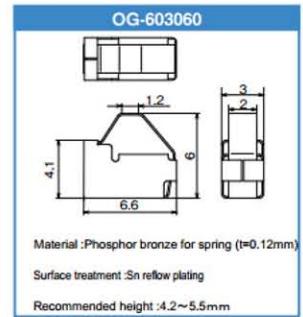
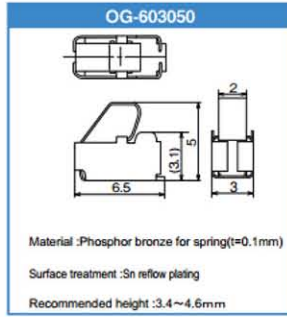
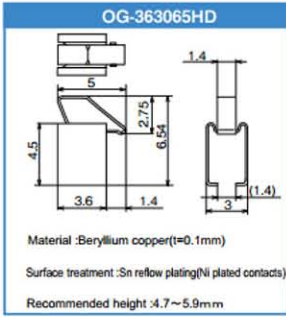


OG-363040

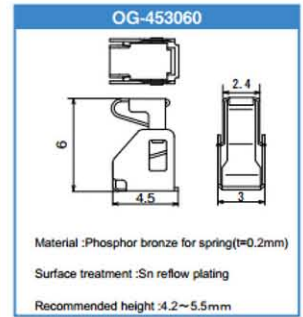
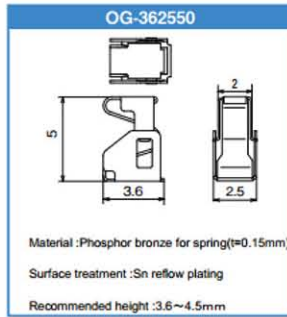
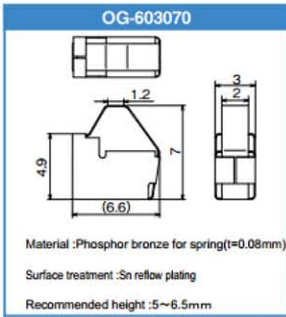
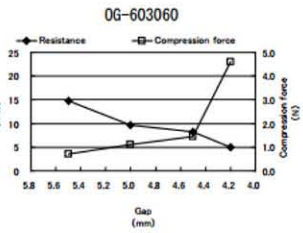
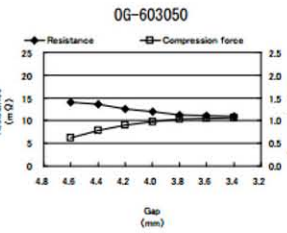
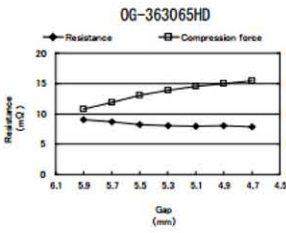


OG-363050

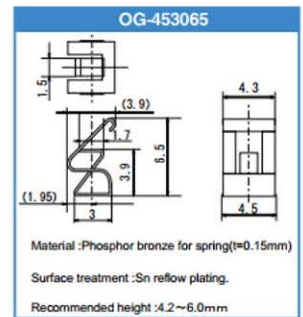
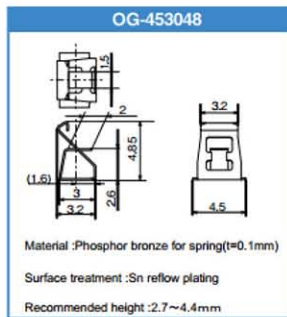
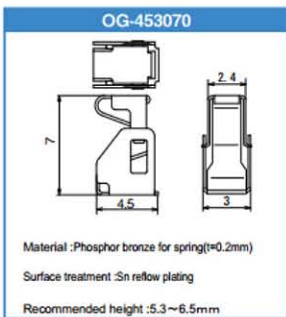
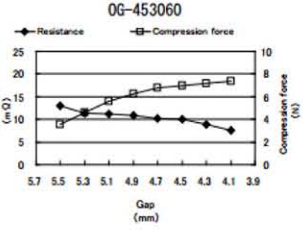
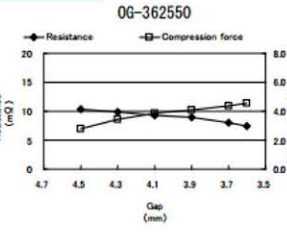
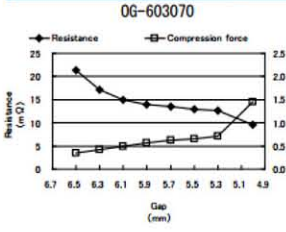




Characteristics between Compression Force and Resistance



Characteristics between Compression Force and Resistance



Unit:mm

Characteristics between Compression Force and Resistance

